



Locating a Healthlink Provider

Follow the simple steps to locate a provider or other health care professional in the Healthlink network.

Go to www.healthlink.com, scroll down to the *Find a Doctor* tile and click.



On the *FIND A DOCTOR* screen, determine the type of provider you are searching for and click on the tile (*PEOPLE, PLACES, TESTS/IMAGING* or *ALL PROVIDERS*).

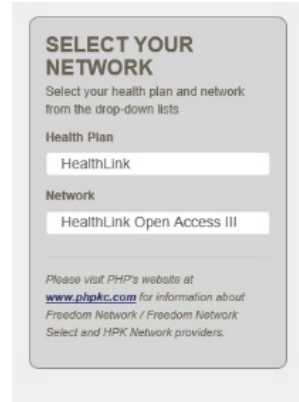
Depending on the tile selected, you will get another choice to refine your search.

Example, if you select *PLACES*, you can then select *URGENT CARE CENTERS, HOSPITALS, SPECIALTY CENTERS* or *LABS AND IMAGING*.

District No. 9 Welfare Trust
12365 St Charles Rock Road • Bridgeton, MO 63044
314-739-6442 • 888-739-6442 • 314-739-2374, fax • www.d9trusts.org

Look the left side of the page at the **SELECT YOUR NETWORK** box. Select **HealthLink** (it may already be selected).

You will need to select the **Network, HealthLink Open Access III**.



LOCATED NEAR
 Choose to search by either zip code radius or by city/state

Zip: X Within a Distance of:

City: State:

OPTIONAL SEARCH CRITERIA
 Include additional information to limit your search results. Select from the options above for additional fields.

Type of Specialist: Last Name:

Belongs to the Group: Hospital Affiliation: Gender:

Submit

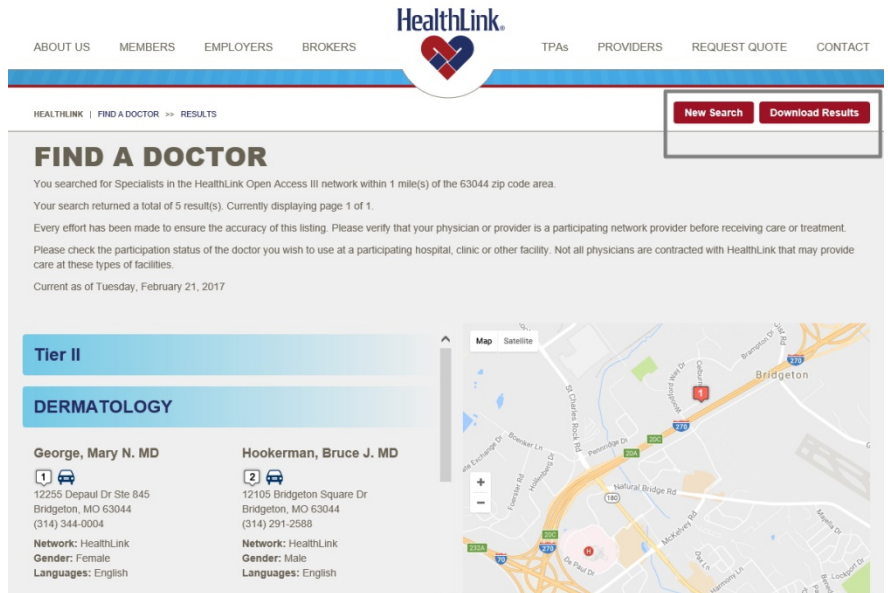
In the box **LOCATED NEAR**, choose **Zip** and **Within a Distance of** to get the best range.

If searching for a particular specialty, click in the **Type of Specialist** box and select.

Click on **Submit**.

Once your results are displayed, scroll through the list to view.

You can save the directory by clicking on the **Download Results** button in the upper right of the screen or **New Search** to start over.



As always, if you need assistance finding a network provider please call the Fund office for assistance.

